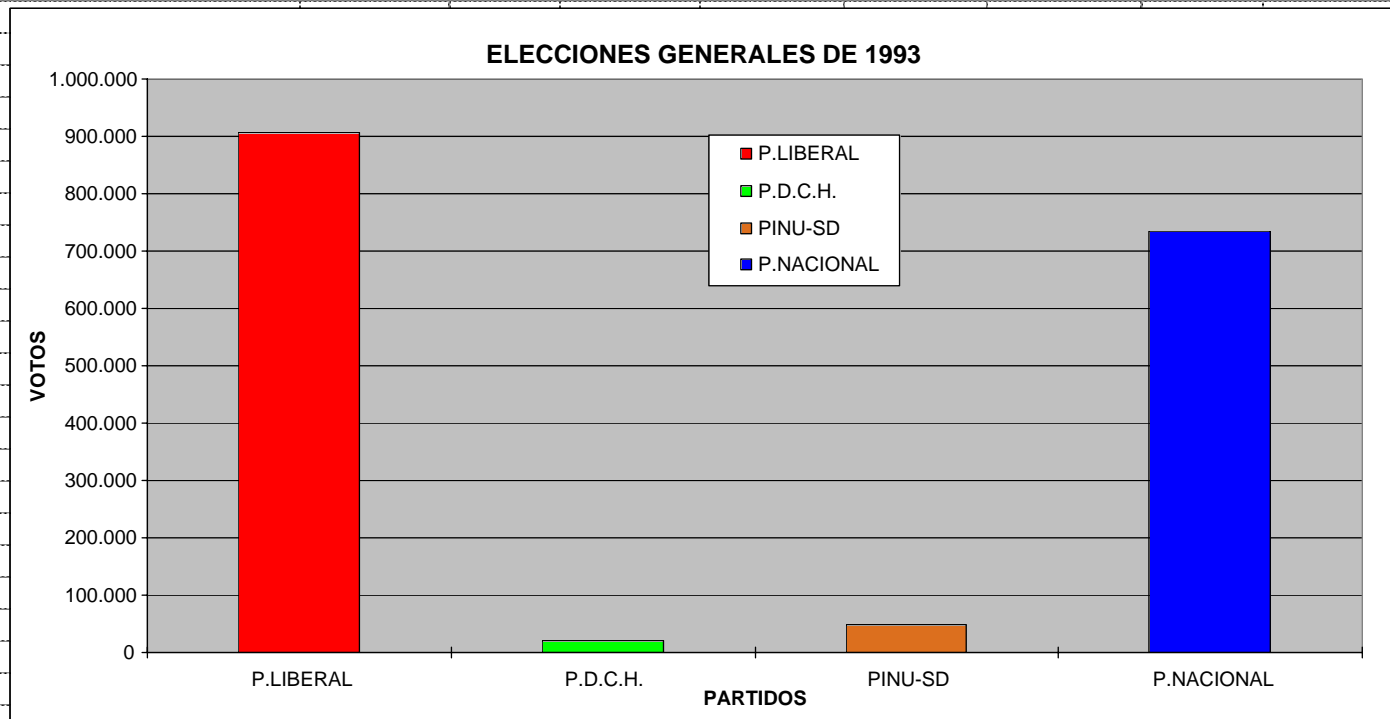


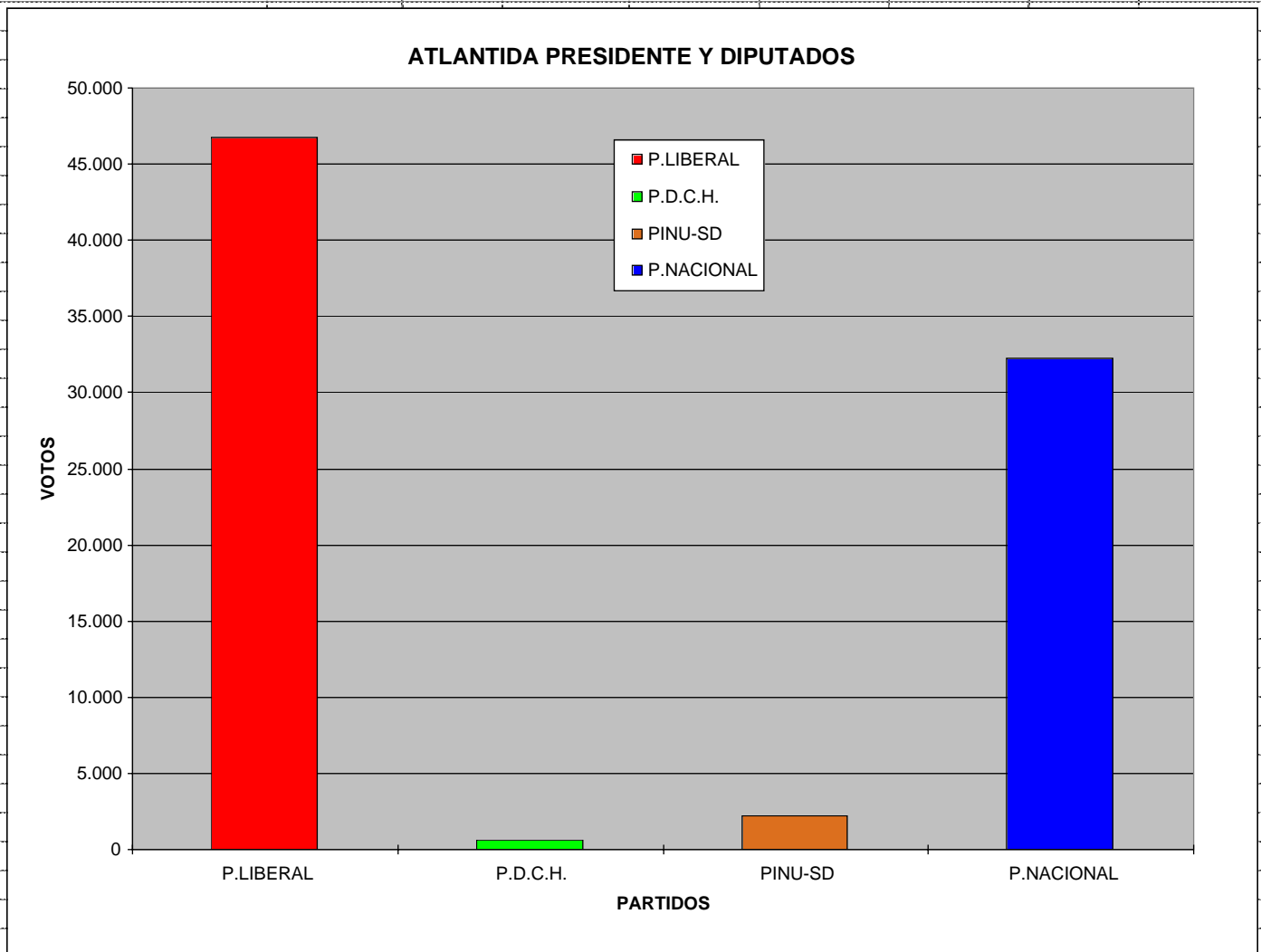
ELECCIONES DE 1,993

RESUMEN PARA PRESIDENTE Y DIPUTADOS POR DEPARTAMENTO

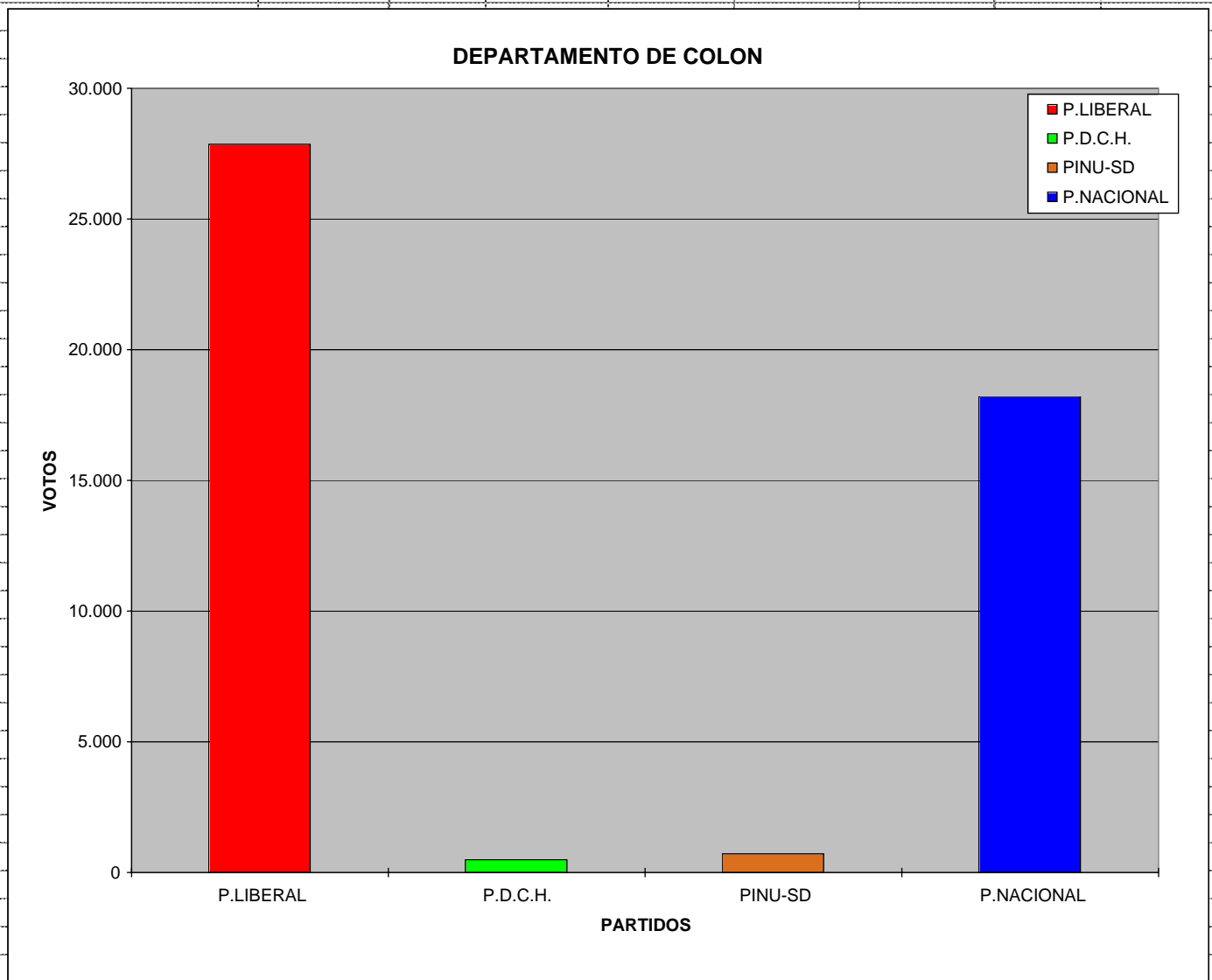
	P.LIBERAL	P.D.C.H.	PINU-SD	P.NACIONAL	T.VALIDOS	NULOS	BLANCOS	TOT.VOTOS
TOTAL	906.793	20.350	48.471	735.123	1.710.737	43.572	21.895	1.776.204
ATLANTIDA	46.782	638	2.243	32.283	81.946	1.969	2.210	86.125
COLON	27.844	490	693	18.208	47.235	1.517	436	49.188
COMAYAGUA	51.662	1.064	1.842	40.789	95.357	3.068	790	99.215
COPAN	42.840	1.016	1.464	47.364	92.684	3.166	1.050	96.900
CORTES	143.319	1.857	12.165	76.292	233.633	7.702	4.171	245.506
CHOLUTECA	55.994	1.399	1.889	60.372	119.654	1.962	936	122.552
EL PARAISO	58.172	1.155	1.313	41.013	101.653	2.974	822	105.449
FCO MORAZAN	174.504	3.411	17.213	140.316	335.444	5.746	4.018	345.208
GRACIAS A DIOS	5.067	736	154	4.618	10.575	261	60	10.896
INTIBUCA	19.625	835	634	27.373	48.467	883	464	49.814
ISLAS DE LA BAHIA	4.562	72	92	4.330	9.056	171	51	9.278
LA PAZ	23.875	1.282	825	20.280	46.262	1.291	430	47.983
LEMPIRA	25.311	1.087	1.228	38.503	66.129	1.668	580	68.377
OCOTEPEQUE	19.010	724	627	16.311	36.672	795	165	37.632
OLANCHO	54.549	1.571	1.697	46.343	104.160	2.514	957	107.631
STA BARABARA	58.489	1.200	1.237	51.103	112.029	2.721	749	115.499
VALLE	25.498	614	475	26.083	52.670	1.083	554	54.307
YORO	69.690	1.199	2.680	43.542	117.111	4.081	3.452	124.644
TOTAL	906.793	20.350	48.471	735.123	1.710.737	43.572	21.895	1.776.204



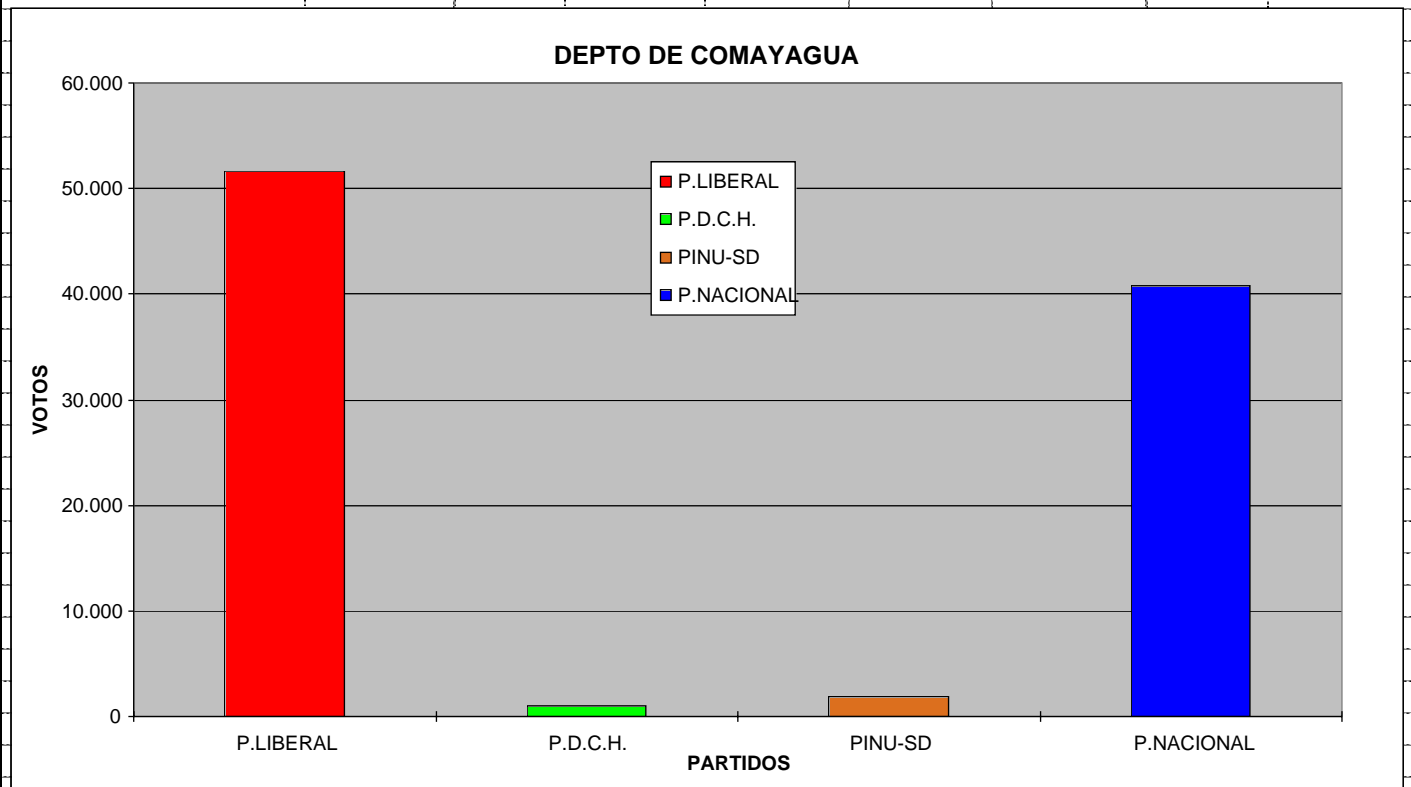
MUN.	P.LIBERAL	P.D.C.H.	PINU-SD	P.NACIONAL	T.VALIDOS	NULOS	BLANCOS	TOT.VOTOS
TOTAL ATLANTIDA	46.782	638	2.243	32.283	81.946	1.969	2.210	86.125
01 01 LA CEIBA	19.190	213	1.228	12.668	33.299	982	1.709	35.990
01 02 EL PORVENIR	1.898	21	83	1.433	3.435	26	25	3.486
01 03 ESPARTA	2.070	34	36	1.867	4.007	48	34	4.089
01 04 JUTIAPA	3.351	62	65	2.603	6.081	150	49	6.280
01 05 LA MASICA	4.012	37	50	2.260	6.359	107	43	6.509
01 06 SN FRANCISCO	1.833	21	53	1.480	3.387	35	22	3.444
01 07 TELA	11.804	196	618	7.594	20.212	493	269	20.974
01 08 ARIZONA	2.624	54	110	2.378	5.166	128	59	5.353
TOTAL ATLANTIDA	46.782	638	2.243	32.283	81.946	1.969	2.210	86.125



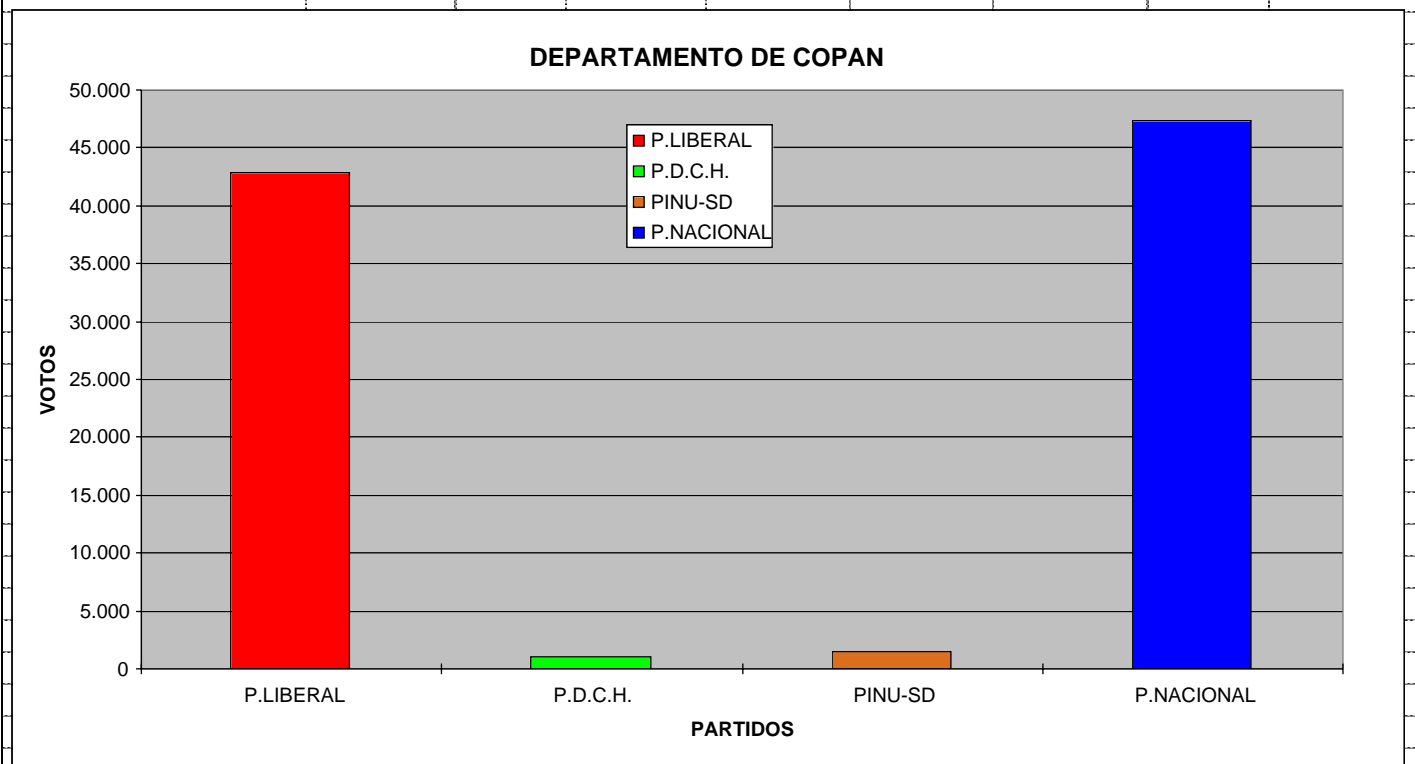
MUN.	P.LIBERAL	P.D.C.H.	PINU-SD	P.NACIONAL	T.VALIDOS	NULOS	BLANCOS	TOT.VOTOS
TOTAL COLON	27.844	490	693	18.208	47.235	1.517	436	49.188
02 01 TRUJILLO	4.927	118	80	3.097	8.222	240	58	8.520
02 02 BALFATE	743	27	14	673	1.457	81	29	1.567
02 03 IRIONA	562	16	48	375	1.001	37	17	1.055
02 04 LIMON	808	14	25	452	1.299	45	28	1.372
02 05 SABA	4.205	104	106	2.395	6.810	327	61	7.198
02 06 SANTA FE	611	19	26	168	824	50	8	882
02 07 SANTA ROSA DE A	524	22	49	329	924	52	22	998
02 08 SONAGUERA	5.361	85	113	3.624	9.183	251	59	9.493
02 09 TOTCOA	7.610	64	138	5.410	13.222	326	115	13.663
02 10 BONITO ORIENTAL	2.493	21	94	1.685	4.293	108	39	4.440
TOTAL COLON	27.844	490	693	18.208	47.235	1.517	436	49.188



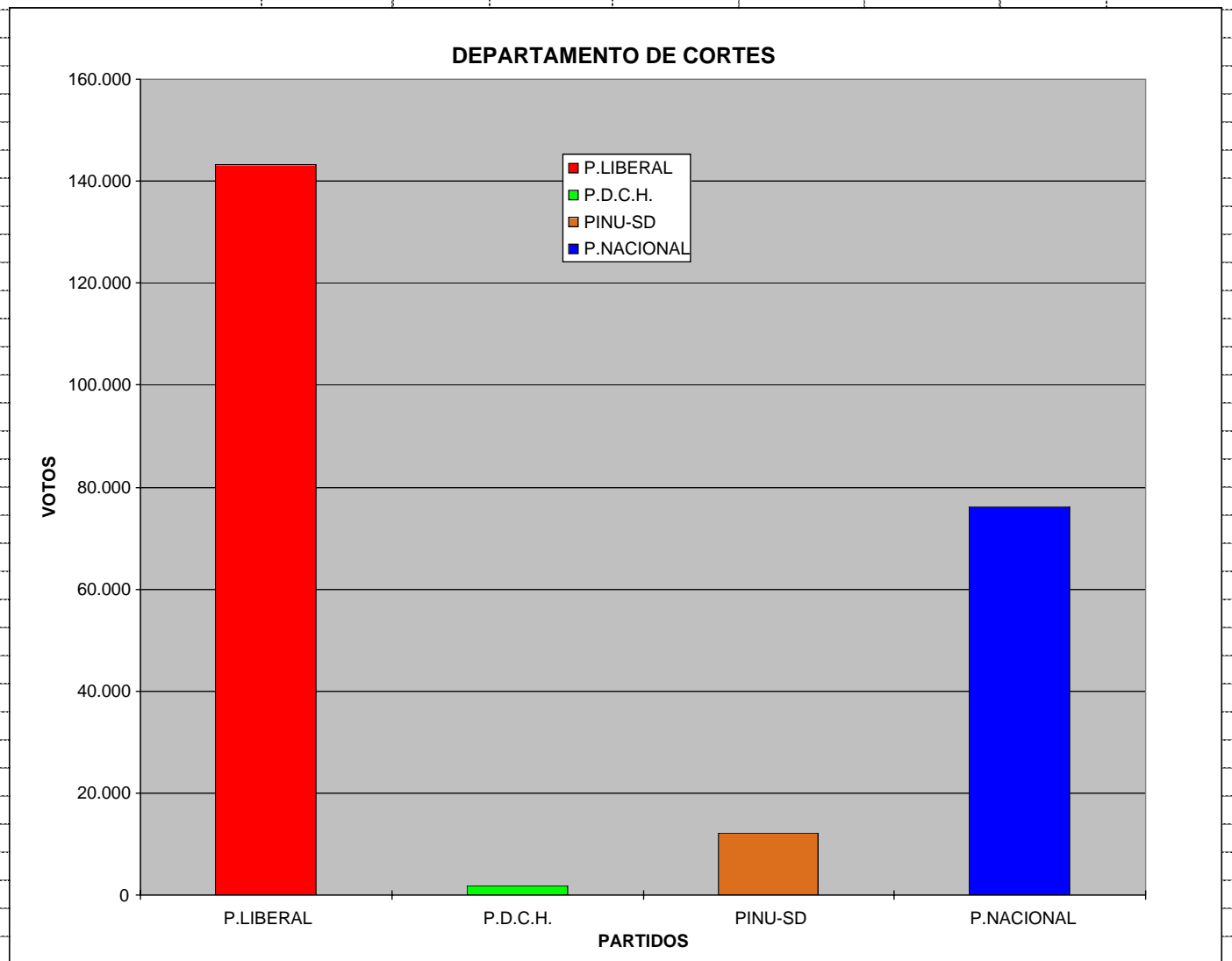
MUN.	P.LIBERAL	P.D.C.H.	PINU-SD	P.NACIONAL	T.VALIDOS	NULOS	BLANCOS	TOT.VOTOS
COMAYAGUA	51.662	1.064	1.842	40.789	93.420	6.164	7.015	106.599
03 01 COMAYAGUA	13.786	209	476	10.199	24.670	979	193	25.842
03 02 AJUTERIQUE	1.937	26	41	1.515	1.582	3.138	6.235	10.955
03 03 EL ROSARIO	1.843	85	32	1.831	3.791	116	37	3.944
03 04 ESQUIAS	1.136	12	19	1.369	2.536	45	17	2.598
03 05 HUMUYA	346	8	15	286	655	6	4	665
03 06 LA LIBERTAD	2.949	48	64	2.750	5.811	175	31	6.017
03 07 LAMANI	1.143	36	25	958	2.162	11	94	2.267
03 08 LA TRINIDAD	501	36	39	500	1.076	23	10	1.109
03 09 LEJAMANI	1.151	46	14	978	2.189	43	17	2.249
03 10 MEAMBAR	1.178	51	55	1.096	2.380	76	16	2.472
03 11 MINAS DE ORO	1.499	20	29	1.029	2.577	22	16	2.615
03 12 OJOS DE AGUA	909	26	23	742	1.700	18	12	1.730
03 13 SAN JERONIMO	2.139	38	49	2.164	4.390	77	28	4.495
03 14 SN JOSE DE C,	783	57	51	791	1.682	81	63	1.826
03 15 SN JOSE DEL POT.	828	55	33	255	1.171	74	11	1.256
03 16 SAN LUIS	1.455	35	44	621	2.155	18	5	2.178
03 17 SAN SEBASTIAN	603	27	17	599	1.246	7	8	1.261
03 18 SIGUATEPEQUE	10.272	114	556	7.299	18.241	980	110	19.331
03 19 VILLA DE SN ANT.	2.446	26	93	1.774	4.339	110	20	4.469
03 20 LAJAS	1.723	25	91	1.466	3.305	99	16	3.420
03 21 TAULABE	3.035	84	76	2.567	5.762	66	72	5.900
TOTAL COMAYAGUA	51.662	1.064	1.842	40.789	93.420	6.164	7.015	106.599



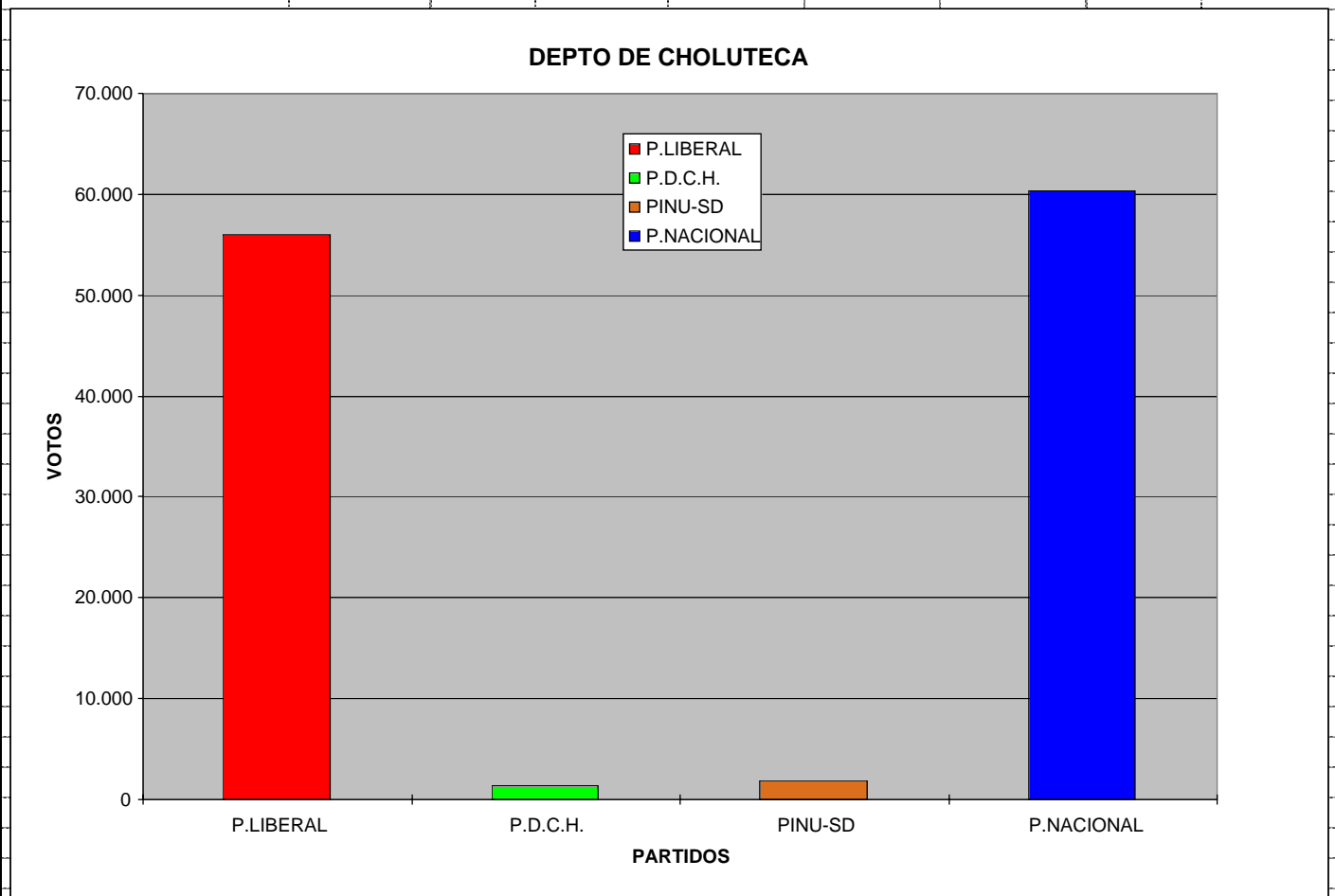
MUN.	P.LIBERAL	P.D.C.H.	PINU-SD	P.NACIONAL	T.VALIDOS	NULOS	BLANCOS	TOT.VOTOS
COPAN	42.840	1.016	1.464	47.364	92.684	3.147	1.050	96.881
04 01 SANTA ROSA DE	6.954	105	332	6.380	13.771	647	455	14.873
04 02 CABAÑAS	1.118	47	59	1.666	2.890	94	14	2.998
04 03 CONCEPCION	477	34	37	639	1.187	59	10	1.256
04 04 COPAN RUINAS	3.247	49	99	5.104	8.499	441	72	9.012
04 05 CORQUIN	1.870	49	92	1.509	3.520	49	13	3.582
04 06 CUCUYAGUA	1.851	23	30	1.624	3.528	81	20	3.629
04 07 DOLORES	297	62	44	774	1.177	24	15	1.216
04 08 DULCE NOMBRE	1.188	52	44	1.055	2.339	59	17	2.415
04 09 EL PARAISO	1.648	28	169	3.971	5.816	124	59	5.999
04 10 FLORIDA	3.687	79	48	4.102	7.916	258	60	8.234
04 11 LA JIGUA	811	67	27	1.236	2.141	95	11	2.247
04 12 LA UNION	1.383	36	50	1.742	3.211	73	23	3.307
04 13 NUEVA ARCADIA	5.535	126	156	4.935	10.752	247	98	11.097
04 14 SAN AGUSTIN	666	22	5	434	1.127	38	4	1.169
04 15 SAN ANTONIO	1.745	30	50	1.737	3.562	114	15	3.691
04 16 BAN JERONIMO	935	16	16	942	1.909	18	8	1.935
04 17 SAN JOSE	1.044	26	34	1.171	2.275	143	0	2.418
04 18 SAN JUAN DE OPOA	1.159	19	45	1.248	2.471	92	7	2.570
04 19 SAN NICOLAS	1.358	28	18	1.289	2.693	56	48	2.797
04 20 SAN PEDRO	1.115	11	19	1.118	2.263	21	1	2.285
04 21 SANTA RITA	3.535	79	50	3.133	6.797	354	71	7.222
04 22 TRINIDAD	783	15	18	994	1.810	47	25	1.882
04 23 VERACRUZ	434	13	22	561	1.030	13	4	1.047
TOTAL COPAN	42.840	1.016	1.464	47.364	92.684	3.147	1.050	96.881



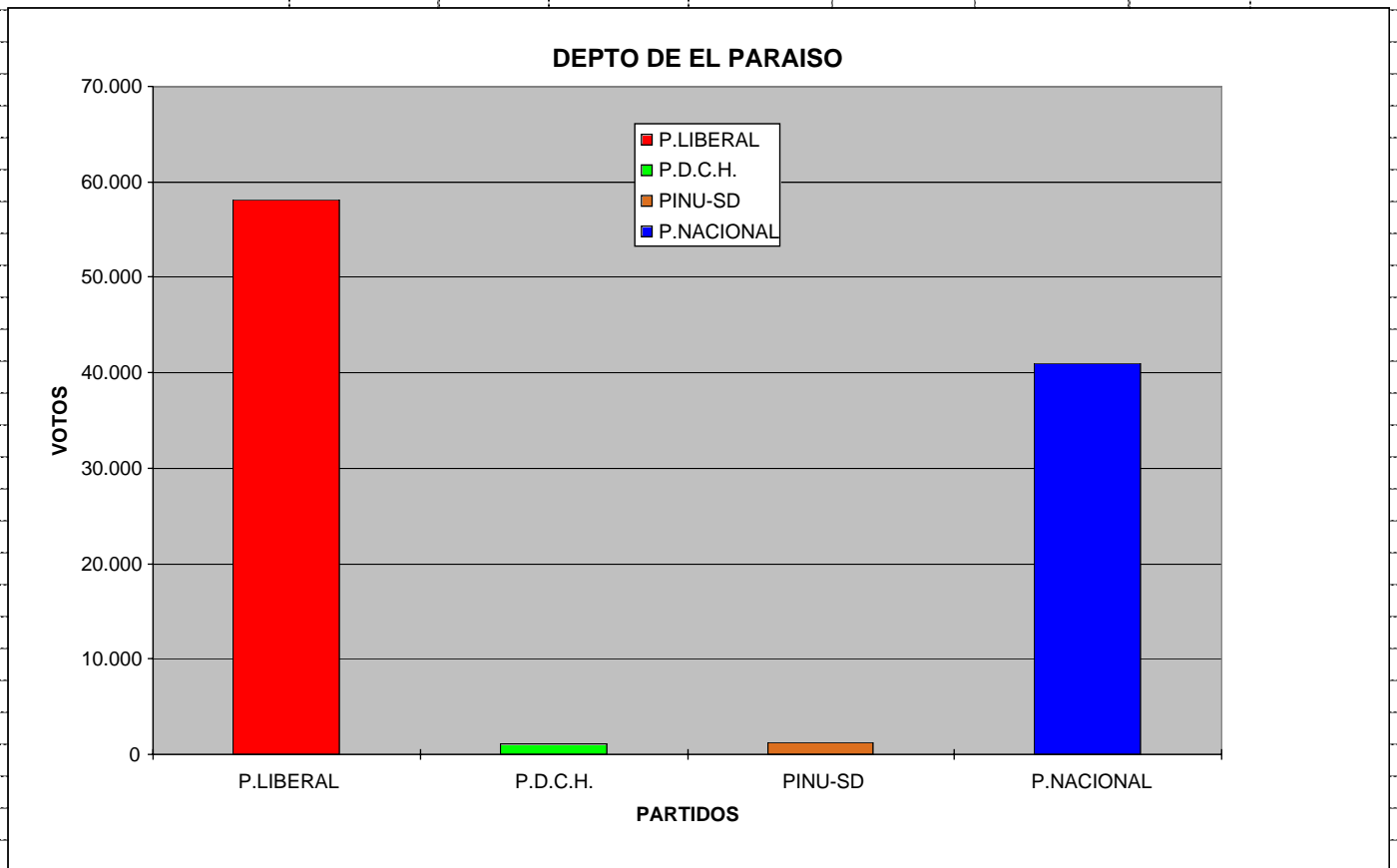
MUN.	P.LIBERAL	P.D.C.H.	PINU-SD	P.NACIONAL	T.VALIDOS	NULOS	BLANCOS	TOT.VOTOS
CORTES	143.319	1.857	12.165	76.292	233.633	7.275	4.171	245.079
05 01 S. P. S.	67.652	729	7.430	34.777	110.588	2.529	549	113.666
05 02 CHOLOMA	12.816	220	836	6.230	20.102	776	127	21.005
05 03 OMOA	3.531	38	146	2.448	6.163	158	0	6.321
05 04 PIMIENTA	1.834	24	74	1.412	3.344	86	16	3.446
05 05 POTRERILLOS	3.336	54	115	2.281	5.786	146	46	5.978
05 06 PUERTO CORTES	15.112	139	1.336	9.696	26.283	1.056	186	27.525
05 07 SAN ANTONIO	2.716	47	104	3.167	6.034	290	73	6.397
05 08 SAN FRANCISCO	2.543	62	152	1.657	4.414	172	22	4.608
05 09 SAN MANUEL	2.992	87	171	1.170	4.420	231	30	4.681
05 10 SANTA CRUZ	7.262	215	231	4.604	12.312	706	150	13.168
05 11 VILLANUEVA	9.785	81	545	4.917	15.328	758	104	16.190
05 12 LA LIMA	13.740	161	1.025	3.933	18.859	367	2.868	22.094
TOTAL CORTES	143.319	1.857	12.165	76.292	233.633	7.275	4.171	245.079



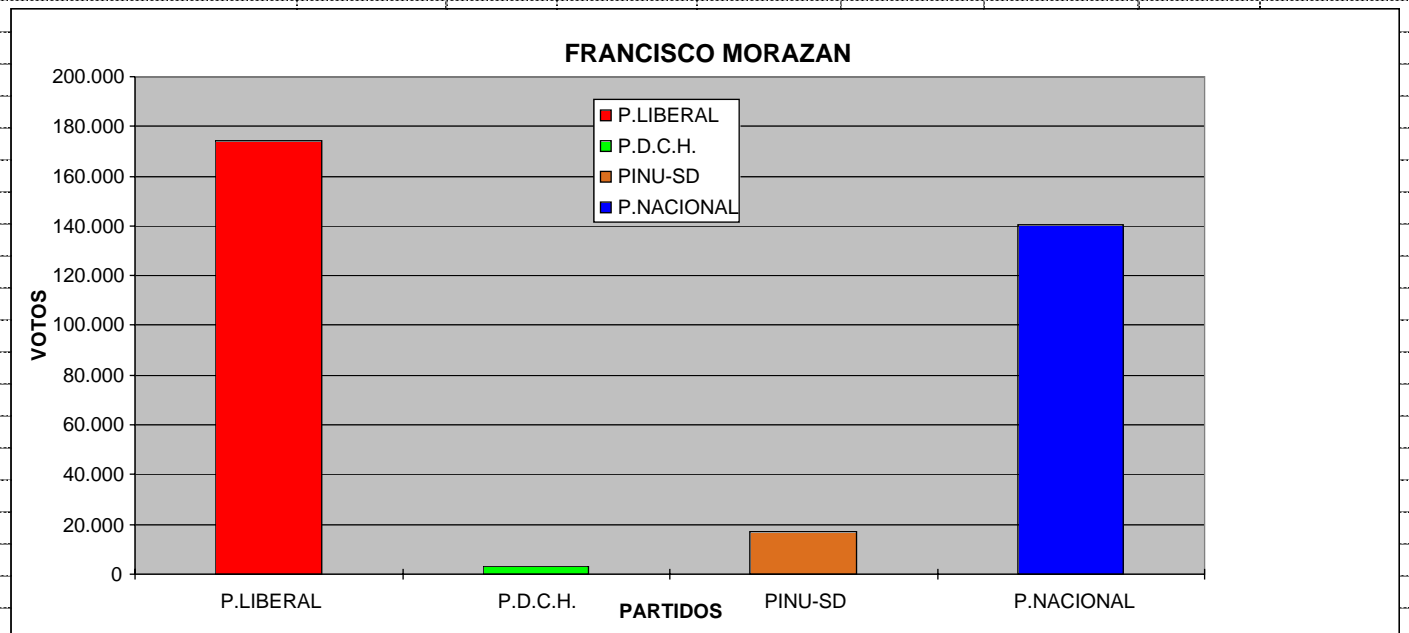
MUN.	P.LIBERAL	P.D.C.H.	PINU-SD	P.NACIONAL	T.VALIDOS	NULOS	BLANCOS	TOT.VOTOS
CHOLUTECA	55.994	1.399	1.889	60.372	119.654	1.962	936	122.552
06 01 COLUTECA	18.426	321	796	17.929	37.472	382	214	38.068
06 02 APACILAGUA	1.500	69	33	1.658	3.260	26	23	3.309
06 03 CONCEPCION DE	1.841	148	146	4.745	6.880	143	85	7.108
06 04 DUYURE	689	20	19	636	1.364	6	7	1.377
06 05 EL CORPUS	2.089	78	67	3.555	5.789	141	60	5.990
06 06 EL TRIUNFO	4.808	190	150	6.512	11.660	176	96	11.932
06 07 MARCOVIA	5.412	115	91	4.205	9.823	252	76	10.151
06 08 MOROLICA	1.159	15	39	774	1.987	37	6	2.030
06 09 NAMASIGUE	3.090	72	125	3.261	6.548	220	42	6.810
06 10 OROCUINA	2.956	69	85	3.191	6.301	54	32	6.387
06 11 PESPIRE	4.971	50	72	4.967	10.060	151	54	10.265
06 12 SAN ANTONIO DE F	1.249	24	18	1.167	2.458	107	115	2.680
06 13 SAN ISIDRO	915	21	56	702	1.694	43	15	1.752
06 14 SAN JOSE	534	41	44	816	1.435	20	14	1.469
06 15 SAN MARCOS DE C	4.415	130	98	4.530	9.173	124	66	9.363
06 16 SANTA ANA DE Y.	1.940	36	50	1.724	3.750	80	31	3.861
TOTAL CHOLUTECA	55.994	1.399	1.889	60.372	119.654	1.962	936	122.552



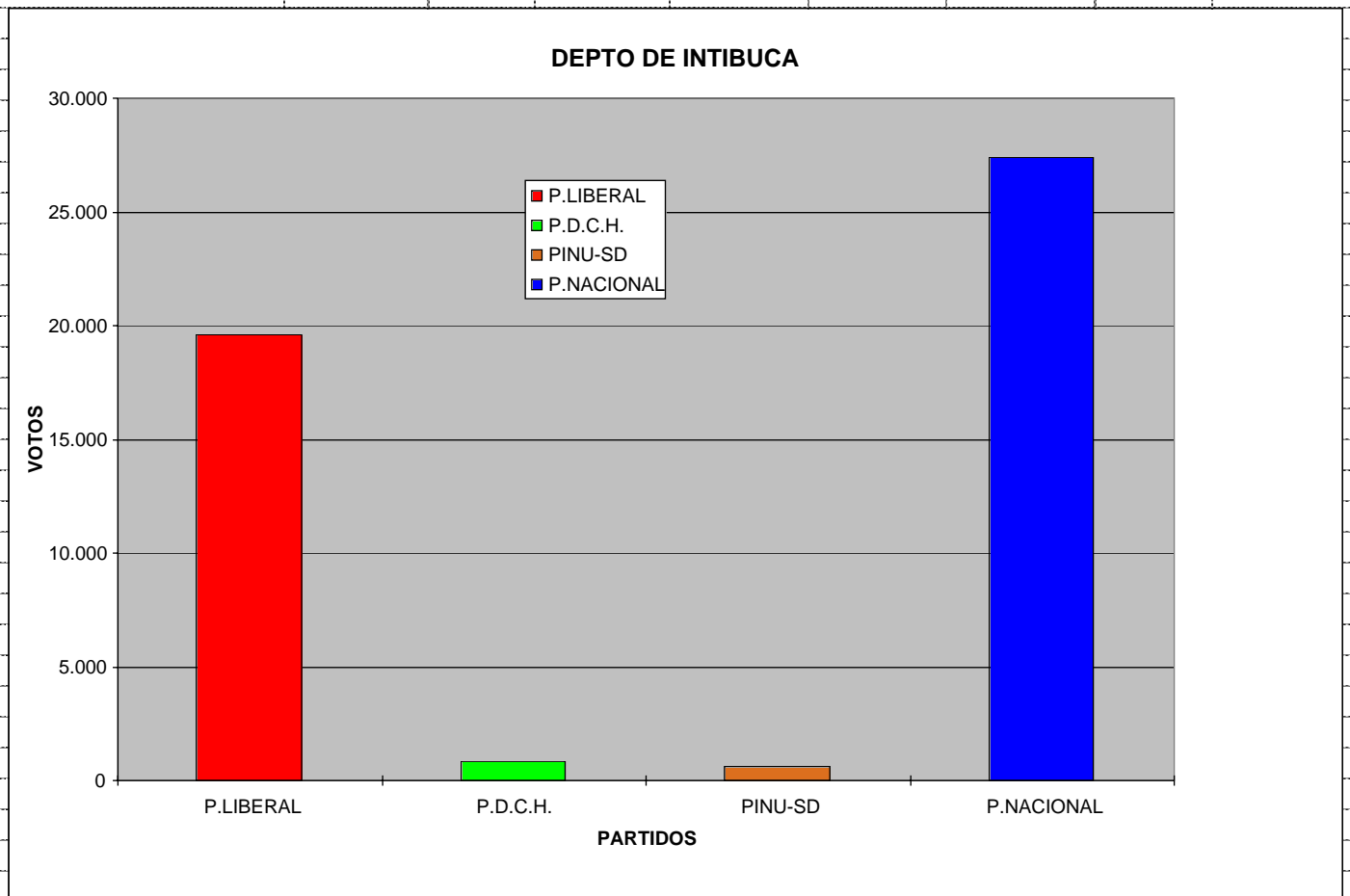
MUN.	P.LIBERAL	P.D.C.H.	PINU-SD	P.NACIONAL	T.VALIDOS	NULOS	BLANCOS	TOT.VOTOS
EL PARAISO	58.172	1.155	1.313	41.013	101.653	3.014	822	105.489
07 01 YUSCARAN	2.044	109	70	2.130	4.353	293	28	4.674
07 02 ALAUCA	1.527	24	12	1.367	2.930	34	27	2.991
07 03 DANLI	22.446	421	442	13.773	37.082	1.362	281	38.725
07 04 EL PARAISO	7.200	67	156	5.719	13.142	242	95	13.479
07 05 GUINOPE	1.397	78	73	1.315	2.863	74	25	2.962
07 06 JACALEAPA	1.162	11	31	1.166	2.370	31	14	2.415
07 07 LIURE	2.061	43	9	1.002	3.115	136	21	3.272
07 08 MOROCELI	1.911	54	57	1.609	3.631	107	39	3.777
07 09 OROPOLI	1.180	20	32	1.325	2.557	31	10	2.598
07 10 POTRERILLOS	644	27	14	360	1.045	29	8	1.082
07 11 SAN ANTONIO DE F	1.014	15	40	1.004	2.073	28	0	2.101
07 12 SAN LUCAS	1.566	20	19	998	2.603	43	17	2.663
07 13 SAN MATIAS	998	24	42	490	1.554	18	7	1.579
07 14 SOLEDAD	2.229	20	29	858	3.136	38	24	3.198
07 15 TEUPASENTI	4.353	61	86	3.594	8.094	198	140	8.432
07 16 TEXIGUAT	1.988	52	27	1.048	3.115	93	13	3.221
07 17 VADO ANCHO	528	16	10	462	1.016	51	3	1.070
07 18 YAUYUPE	129	11	7	48	195	11	0	206
07 19 LAS TROJES	3.795	82	157	2.745	6.779	195	70	7.044
TOTAL EL	58.172	1.155	1.313	41.013	101.653	3.014	822	105.489



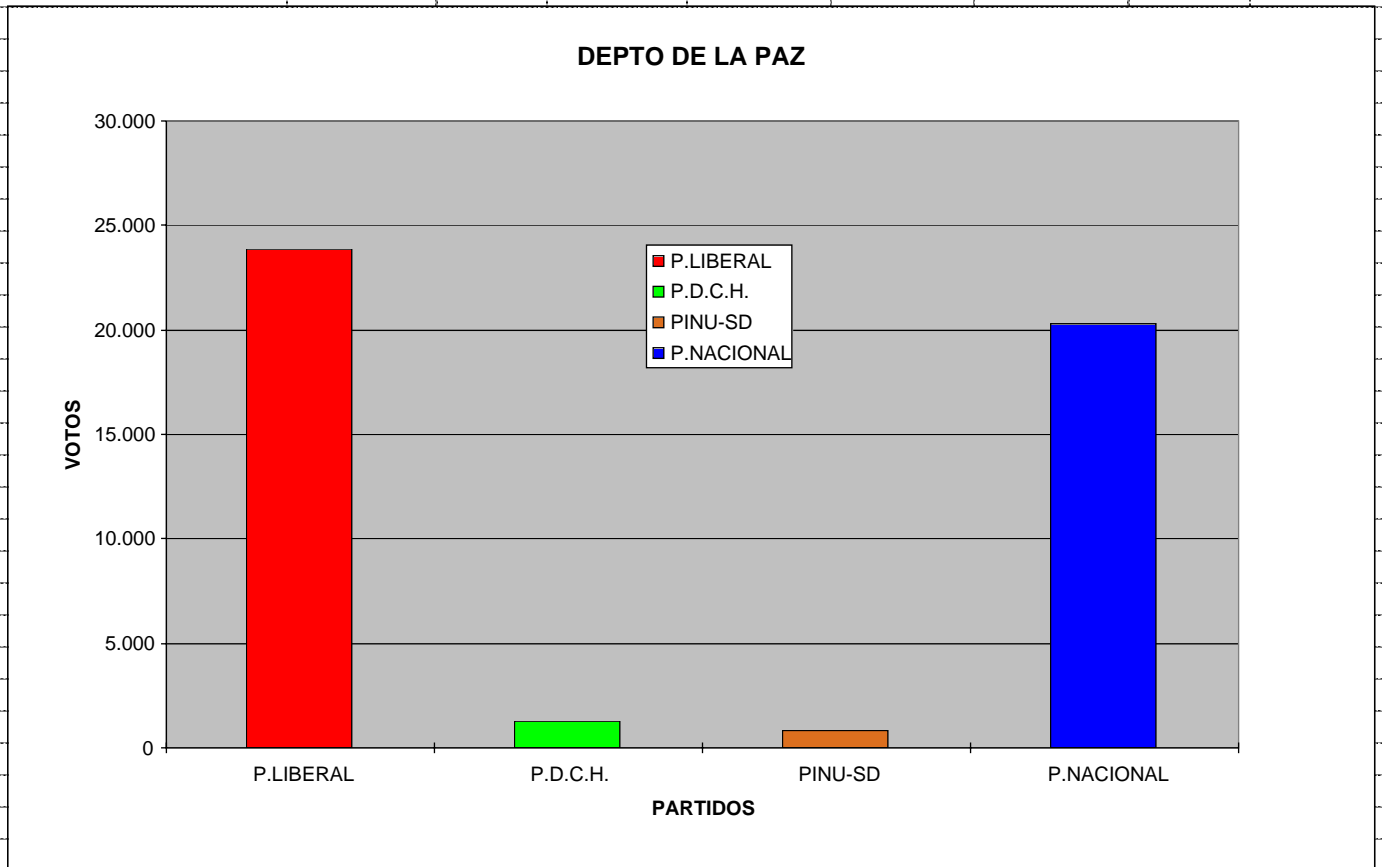
MUN.	P.LIBERAL	P.D.C.H.	PINU-SD	P.NACIONAL	T.VALIDOS	NULOS	BLANCOS	TOT.VOTOS
FCO MORAZAN	174.504	3.411	17.213	140.316	335.444	5.746	4.013	345.203
08 01 DISTRITO CENT.	126.005	2.112	15.486	100.292	243.895	3.349	873	248.117
08 02 ALUBAREN	709	55	40	746	1.550	43	13	1.606
08 03 CEDROS	2.614	26	106	2.581	5.327	286	31	5.644
08 04 CURAREN	2.093	68	56	2.095	4.312	179	38	4.529
08 05 EL PORVENIR	2.071	41	39	2.657	4.808	128	61	4.997
08 06 GUAYMACA	3.313	59	72	2.476	5.920	116	29	6.065
08 07 LA LIBERTAD	477	10	16	699	1.202	8	9	1.219
08 08 LA VENTA	1.098	31	26	1.206	2.361	63	38	2.462
08 09 LEPATERIQUE	1.975	77	120	1.567	3.739	80	28	3.847
08 10 MARAITA	1.060	20	70	1.256	2.406	0	896	3.302
08 11 MARALE	1.085	22	14	879	2.000	104	24	2.128
08 12 NUEVA ARMENIA	1.090	54	23	433	1.600	43	3	1.646
08 13 OJOJONA	2.078	67	89	1.593	3.827	68	21	3.916
08 14 ORICA	1.655	29	44	1.738	3.466	70	22	3.558
08 15 REITOCA	1.565	93	38	916	2.612	48	1.574	4.234
08 16 SABANAGRANDE	4.229	33	83	2.098	6.443	139	43	6.625
08 17 SN ANTONIO DE O	1.470	36	101	1.086	2.693	102	20	2.815
08 18 SAN BUENAVENT.	939	15	40	850	1.844	31	3	1.878
08 19 SAN IGNACIO	1.783	32	56	1.705	3.576	78	17	3.671
08 20 SAN JUAN DE F.	2.331	23	42	2.141	4.537	80	42	4.659
08 21 SAN MIGUELITO	597	16	19	631	1.263	32	8	1.303
08 22 SANTA ANA	1.895	52	118	1.212	3.277	55	20	3.352
08 23 SANTA LUCIA	1.233	21	125	1.040	2.419	40	15	2.474
08 24 TALANGA	4.577	64	146	4.226	9.013	297	85	9.395
08 25 TATUMBLA	1.327	21	44	915	2.307	52	21	2.380
08 26 VALLE DE ANGELE	2.284	27	120	1.217	3.648	147	39	3.834
08 27 VILLA DE S.FCO	1.795	238	33	1.061	3.127	47	17	3.191
08 28 VALLECILLOS	1.156	69	47	1.000	2.272	61	23	2.356
TOTAL FCO MORAZAN	174.504	3.411	17.213	140.316	335.444	5.746	4.013	345.203



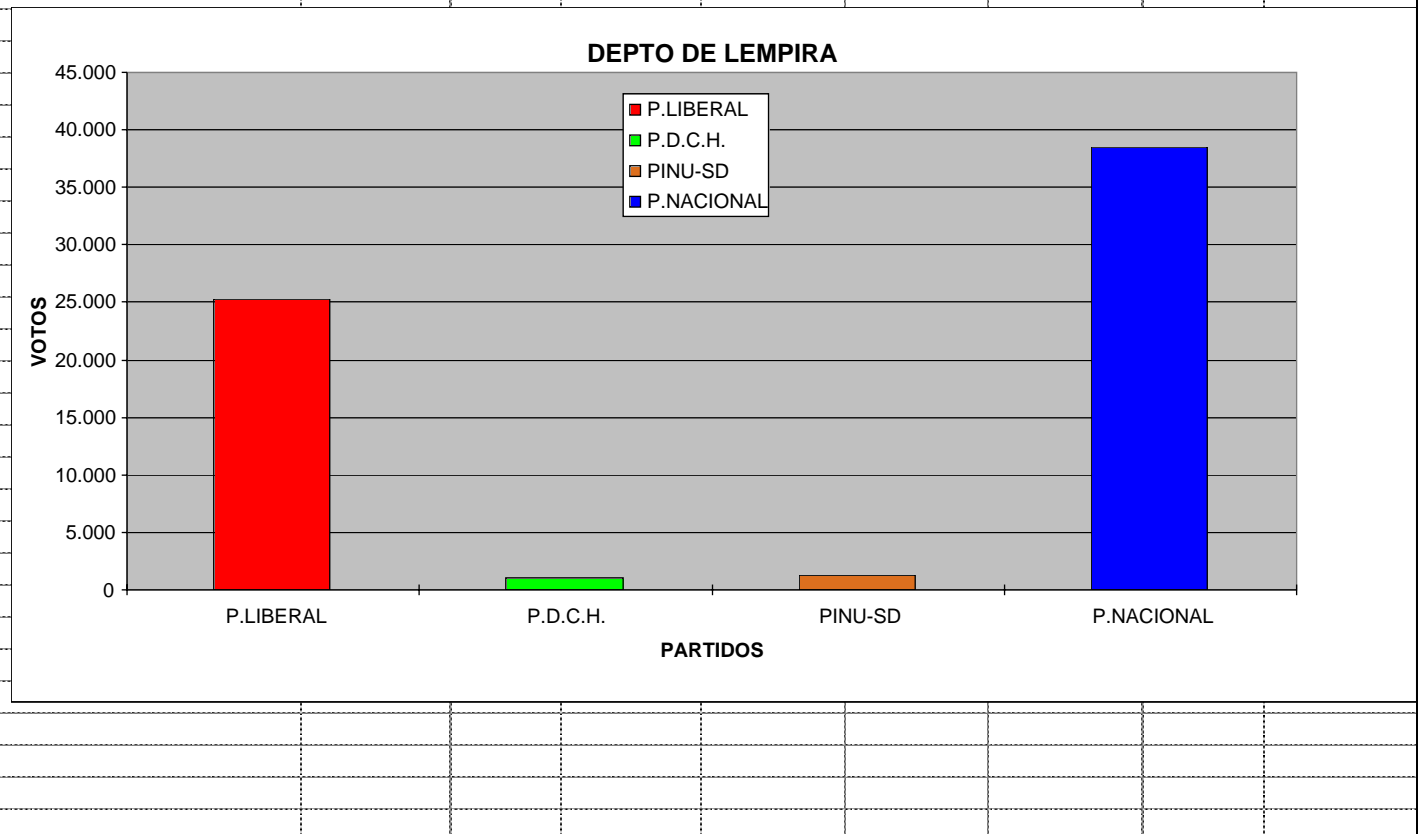
MUN.	P.LIBERAL	P.D.C.H.	PINU-SD	P.NACIONAL	T.VALIDOS	NULOS	BLANCOS	TOT.VOTOS
TOTAL INTIBUCA	19.625	835	634	27.373	48.467	883	464	49.814
10 01 LA ESPERANZA	2.652	14	54	2.780	5.500	73	34	5.607
10 02 CAMASCA	1.059	58	30	1.276	2.423	29	24	2.476
10 03 COLOMONCAGUA	1.678	84	51	1.661	3.474	70	60	3.604
10 04 CONCEPCION	1.790	26	33	1.652	3.501	44	17	3.562
10 05 DOLORES	310	30	27	789	1.156	16	25	1.197
10 06 INTIBUCA	3.140	171	72	4.587	7.970	135	73	8.178
10 07 JESUS DE OTORO	2.838	98	74	3.455	6.465	77	41	6.583
10 08 MAGDALENA	412	21	16	930	1.379	20	16	1.415
10 09 MASAGUARA	643	34	32	1.447	2.156	102	16	2.274
10 10 SAN ANTONIO	675	40	47	915	1.677	32	21	1.730
10 11 SAN ISIDRO	474	22	23	531	1.050	8	12	1.070
10 12 SAN JUAN	989	31	21	1.219	2.260	89	16	2.365
10 13 SN MARCOS DE LA	730	31	34	1.151	1.946	30	17	1.993
10 14 SAN MIGUELITO	610	33	18	896	1.557	38	7	1.602
10 15 SANTA LUCIA	476	39	41	864	1.420	18	13	1.451
10 16 YAMARANGUILA	1.149	103	61	3.220	4.533	102	72	4.707
10 17 SAN FCO DE OPALA					0			0
TOTAL INTIBUCA	19.625	835	634	27.373	48.467	883	464	49.814



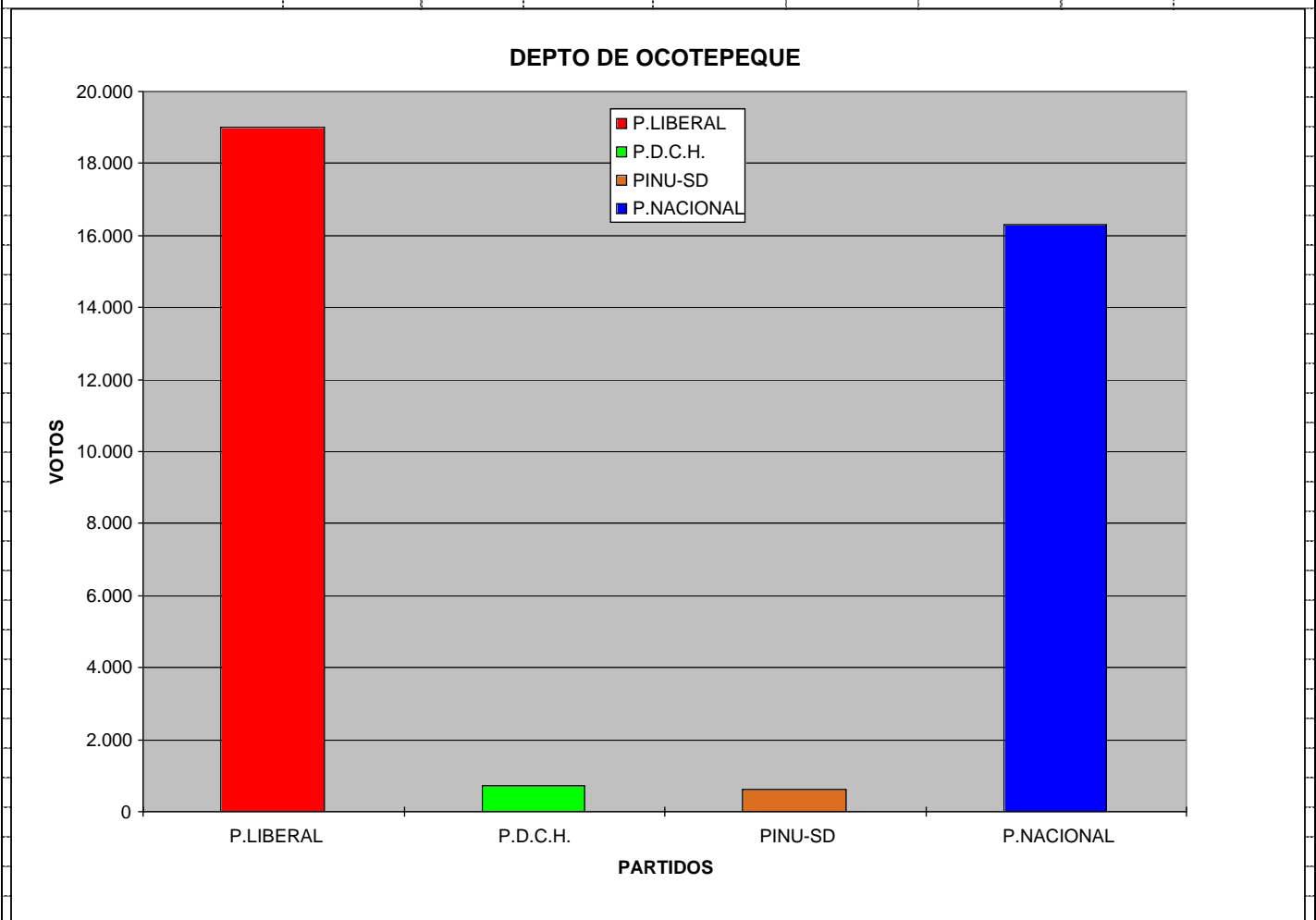
MUN.	P.LIBERAL	P.D.C.H.	PINU-SD	P.NACIONAL	T.VALIDOS	NULOS	BLANCOS	TOT.VOTOS
LA PAZ	23.875	1.282	825	20.280	46.262	1.291	430	47.983
12 01 LA PAZ	6.422	97	174	3.034	9.727	282	45	10.054
12 02 AGUANTEQUERIQ	826	17	18	537	1.398	20	12	1.430
12 03 CAQBAÑAS	285	31	25	438	779	24	9	812
12 04 CANE	704	14	23	368	1.109	9	4	1.122
12 05 CHINACLA	779	39	20	555	1.393	32	53	1.478
12 06 GUAJQUIRO	960	42	52	1.801	2.855	62	21	2.938
12 07 LAUTERIQUE	575	14	11	599	1.199	61	13	1.273
12 08 MARCALA	3.083	259	88	2.672	6.102	140	44	6.286
12 09 MERCEDES DE ORI	168	21	34	179	402	49	4	455
12 10 OPATORO	1.339	62	40	1.298	2.739	46	17	2.802
12 11 SN ANTONIO DEL N.	732	25	47	443	1.247	10	3	1.260
12 12 SAN JOSE	1.064	69	45	721	1.899	55	32	1.986
12 13 SAN JUAN	341	146	24	332	843	28	4	875
12 14 SN PEDRO TUTULE	1.127	27	14	957	2.125	103	11	2.239
12 15 SANTA ANA	835	63	23	1.134	2.055	28	39	2.122
12 16 SANTA ELENA	651	190	104	777	1.722	68	32	1.822
12 17 SANTA MARIA	1.448	74	31	995	2.548	160	53	2.761
12 18 SANTIAGO PURING	1.870	31	40	2.664	4.605	106	25	4.736
12 19 YARULA	666	61	12	776	1.515	8	9	1.532
TOTAL LA PAZ	23.875	1.282	825	20.280	46.262	1.291	430	47.983



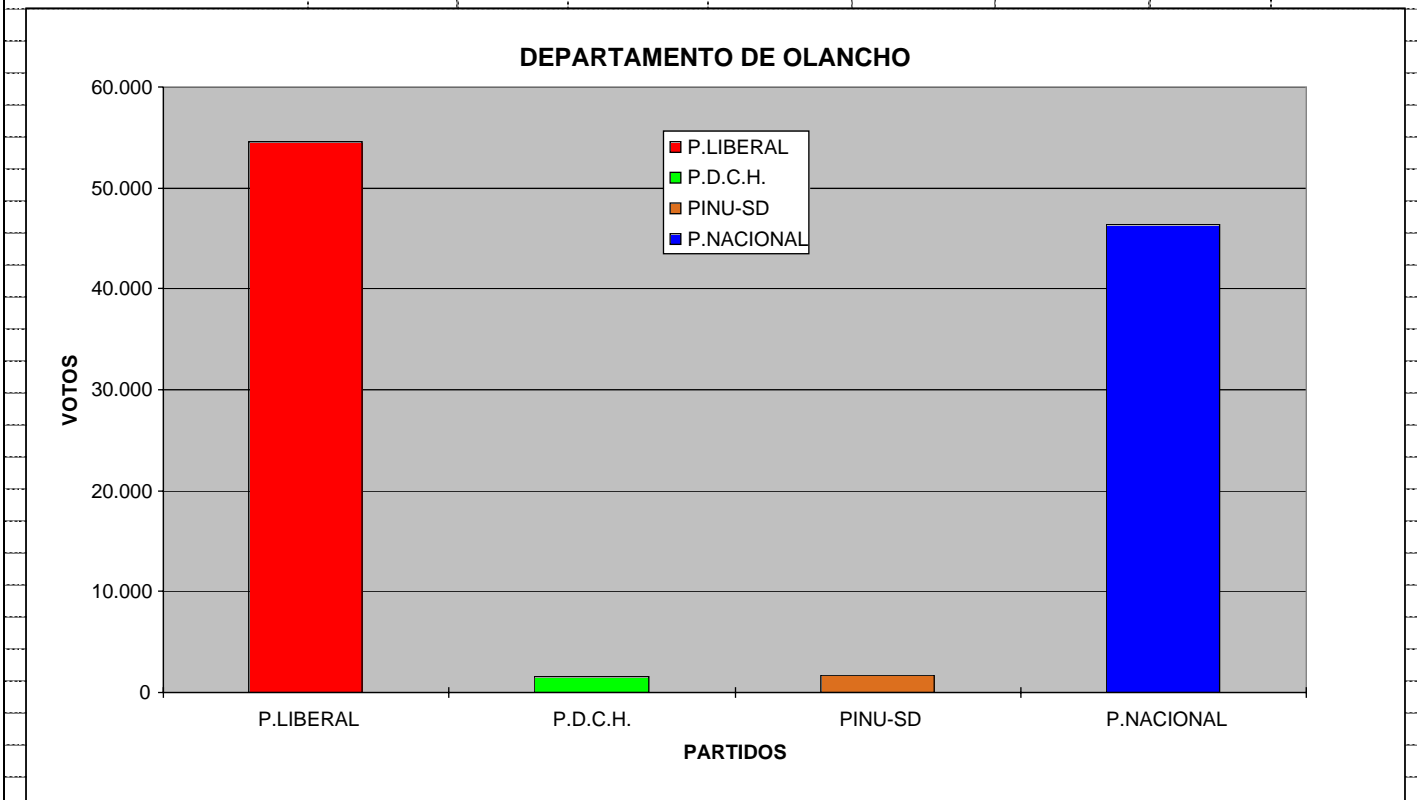
MUN.	P.LIBERAL	P.D.C.H.	PINU-SD	P.NACIONAL	T.VALIDOS	NULOS	BLANCOS	TOT.VOTOS
LEMPIRA	25.311	1.087	1.228	38.503	66.129	1.688	580	68.397
13 01 GRACIAS	2.991	189	167	4.676	8.023	96	47	8.166
13 02 BELEN	699	16	9	691	1.415	40	5	1.460
13 03 CANDELARIA	565	14	55	927	1.561	60	29	1.650
13 04 COLOLACA	540	30	34	780	1.384	50	15	1.449
13 05 ERANDIQUE	1.364	17	36	2.286	3.703	67	24	3.794
13 06 GUALCINCE	421	14	37	1.538	2.010	58	31	2.099
13 07 GUARITA	857	22	13	1.255	2.147	36	9	2.192
13 08 LA CAMPA	807	35	38	1.222	2.102	28	11	2.141
13 09 LA IGUALA	1.150	50	48	1.710	2.958	127	23	3.108
13 10 LAS FLORES	830	25	20	1.336	2.211	35	19	2.265
13 11 LA UNION	1.459	21	32	1.577	3.089	47	29	3.165
13 12 LA VIRTUD	510	18	25	1.227	1.780	58	15	1.853
13 13 LEPAERA	3.833	66	124	4.136	8.159	428	34	8.621
13 14 MAPULACA	628	18	8	782	1.436	8	7	1.451
13 15 PIRAERA	483	89	39	1.956	2.567	79	50	2.696
13 16 SAN ANDRES	410	51	38	2.115	2.614	61	55	2.730
13 17 SAN FRANCISCO	829	41	107	984	1.961	83	13	2.057
13 18 SN JUAN GUARITA	272	17	24	365	678	23	18	719
13 19 SN MANUEL COLOH	1.050	54	45	1.648	2.797	62	17	2.876
13 20 SAN RAFAEL	1.550	54	36	2.066	3.706	69	25	3.800
13 21 SAN SEBASTIAN	987	38	47	985	2.057	40	10	2.107
13 22 SANTA CRUZ	546	84	105	677	1.412	26	18	1.456
13 23 TALGUA	1.009	38	24	1.242	2.313	57	20	2.390
13 24 TAMBLA	270	16	30	409	725	20	12	757
13 25 TOMALA	447	23	57	679	1.206	0	17	1.223
13 26 VALLADOLID	576	25	15	628	1.244	25	11	1.280
13 27 VIRGINIA	228	22	15	606	871	5	16	892
13 28 SN MARCOS CAIQ.					0			0
TOTAL LEMPIRA	25.311	1.087	1.228	38.503	66.129	1.688	580	68.397



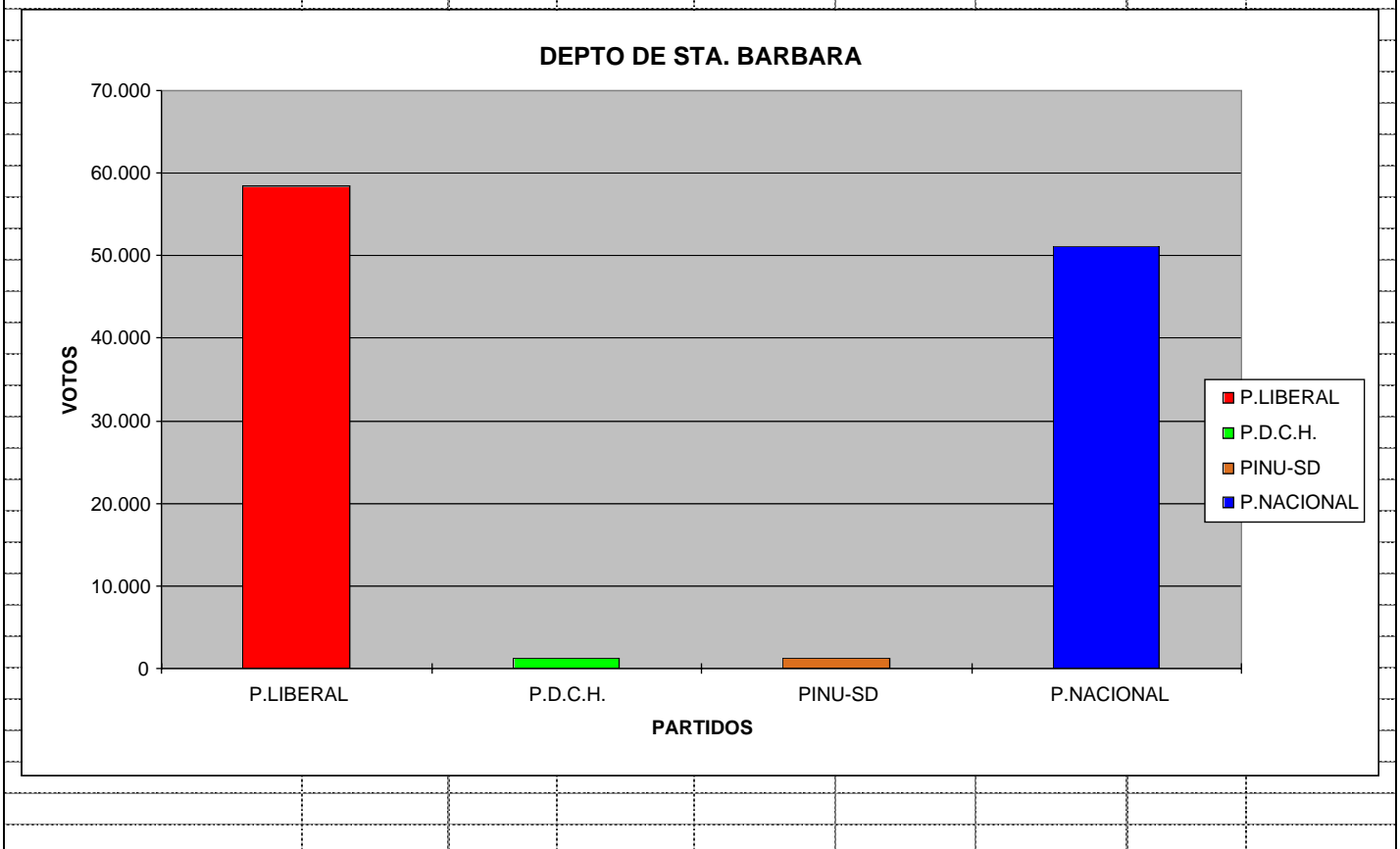
MUN.	P.LIBERAL	P.D.C.H.	PINU-SD	P.NACIONAL	T.VALIDOS	NULOS	BLANCOS	TOT.VOTOS
OCOTEPEQUE	19.010	724	627	16.311	36.672	795	165	37.632
14 01 OCOTEPEQUE	3.469	113	133	3.139	6.854	131	29	7.014
14 02 BELEN GUALCHO	2.002	44	27	2.068	4.141	44	16	4.201
14 03 CONCEPCION	736	21	70	582	1.409	37	5	1.451
14 04 DOLORES MEREND	341	18	50	378	787	29	5	821
14 05 FRATERNIDAD	327	27	35	260	649	16	5	670
14 06 LA ENCARNACION	878	40	9	669	1.596	39	9	1.644
14 07 LA LABOR	1.234	17	47	920	2.218	49	0	2.267
14 08 LUCERNA	524	26	13	717	1.280	47	9	1.336
14 09 MERCEDES	530	15	18	904	1.467	27	14	1.508
14 10 SAN FERNANDO	1.312	16	30	952	2.310	52	11	2.373
14 11 SN FCO DEL VALLE	1.164	16	26	550	1.756	42	7	1.805
14 12 SAN JORGE	474	46	10	447	977	38	0	1.015
14 13 SAN MARCOS	2.862	49	51	2.117	5.079	75	27	5.181
14 14 SANTA FE	547	14	34	822	1.417	17	7	1.441
14 15 SENSENTI	1.491	228	29	1.124	2.872	122	11	3.005
14 16 SINUAPA	1.119	34	45	662	1.860	30	10	1.900
TOTAL OCOTEPEQUE	19.010	724	627	16.311	36.672	795	165	37.632



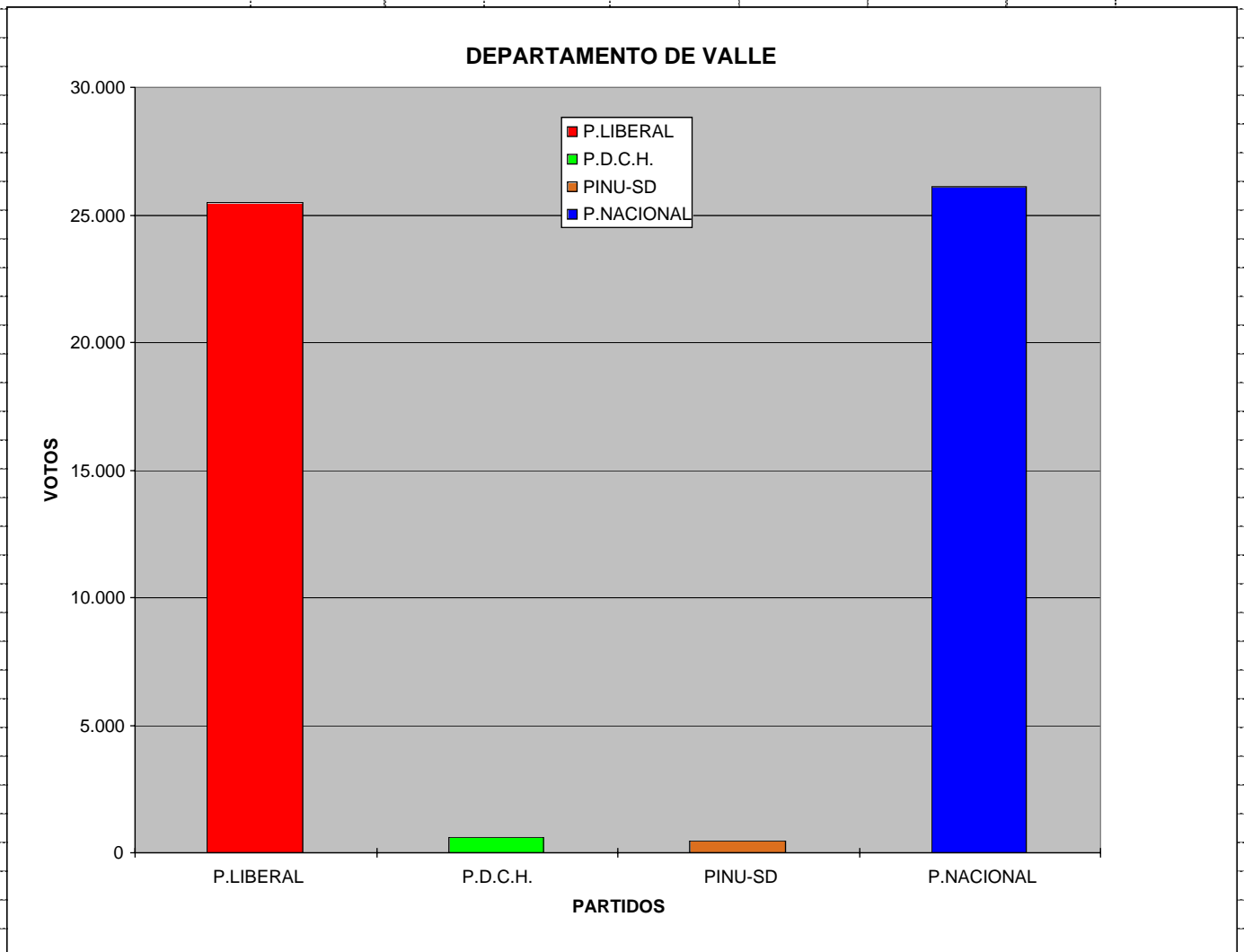
MUN.	P.LIBERAL	P.D.C.H.	PINU-SD	P.NACIONAL	T.VALIDOS	NULOS	BLANCOS	TOT.VOTOS
OLANCHO	54.549	1.571	1.697	46.343	104.160	2.505	966	107.631
15 01 JUTICALPA	11.998	146	227	8.449	20.820	434	169	21.423
15 02 CAMPAMENTO	2.682	42	74	2.570	5.368	95	27	5.490
15 03 CATACAMAS	10.032	321	220	8.012	18.585	504	335	19.424
15 04 CONCORDIA	1.126	25	41	974	2.166	95	24	2.285
15 05 DULCE NOMBRE C	2.633	90	48	1.885	4.656	49	22	4.727
15 06 EL ROSARIO	628	18	15	652	1.313	17	9	1.339
15 07 ESQUIPULAS DEL N	739	22	13	741	1.515	40	22	1.577
15 08 GUALACO	1.981	56	26	1.944	4.007	49	28	4.084
15 09 GUARIZAMA	1.176	29	46	1.012	2.263	62	10	2.335
15 10 GUATA	1.101	27	44	1.457	2.629	97	38	2.764
15 11 GUAYAPE	1.717	48	56	1.706	3.527	49	26	3.602
15 12 JANO	474	20	18	491	1.003	49	8	1.060
15 13 LA UNION	880	40	35	1.003	1.958	5	14	1.977
15 14 MANGULILE	975	36	31	1.437	2.479	134	15	2.628
15 15 MANTO	1.366	26	94	1.046	2.532	59	13	2.604
15 16 SALAMA	1.218	11	81	1.595	2.905	29	11	2.945
15 17 SAN ESTEBAN	2.256	185	59	1.519	4.019	265	34	4.318
15 18 SN FCO DE BECERR	1.316	18	23	1.206	2.563	20	9	2.592
15 19 SN FCO DE LA PAZ	3.394	25	37	3.092	6.548	94	27	6.669
15 20 STA MA DEL REAL	1.558	86	56	1.353	3.053	39	29	3.121
15 21 SILCA	1.127	46	331	895	2.399	44	6	2.449
15 22 YOCON	1.304	36	56	1.221	2.617	127	9	2.753
15 23 PATUCA	2.868	218	66	2.083	5.235	149	81	5.465
TOTAL OLANCHO	54.549	1.571	1.697	46.343	104.160	2.505	966	107.631



MUN.	P.LIBERAL	P.D.C.H.	PINU-SD	P.NACIONAL	T.VALIDOS	NULOS	BLANCOS	TOT.VOTOS
STA BARBARA	58.489	1.200	1.237	51.103	112.029	2.721	749	115.499
16 01 SANTA BARBARA	7.017	147	176	5.165	12.505	232	139	12.876
16 02 ARADA	1.049	24	25	1.527	2.625	32	12	2.669
16 03 ATIMA	2.192	22	53	2.019	4.286	70	20	4.376
16 04 AZACUALPA	2.992	86	47	2.102	5.227	135	27	5.389
16 05 CEGUACA	801	24	25	911	1.761	26	5	1.792
16 06 COLINAS	3.807	22	69	3.370	7.268	177	24	7.469
16 07 CONCEPCION DEL N	1.286	61	41	1.608	2.996	97	25	3.118
16 08 CONCEPCION DEL S	742	40	15	930	1.727	45	9	1.781
16 09 CHINDA	694	27	30	624	1.375	20	9	1.404
16 10 EL NISPERO	1.128	43	44	1.418	2.633	60	12	2.705
16 11 GUALALA	1.136	11	18	291	1.456	22	6	1.484
16 12 ILAMA	954	41	35	1.241	2.271	62	10	2.343
16 13 MACUELIZO	5.168	67	108	4.388	9.731	238	102	10.071
16 14 NARANJITO	1.328	23	45	1.912	3.308	70	25	3.403
16 15 NUEVO CELILAC	802	22	21	428	1.273	13	15	1.301
16 16 PETOA	2.042	26	39	1.702	3.809	127	32	3.968
16 17 PROTECCION	836	57	26	1.189	2.108	58	26	2.192
16 18 QUIMISTAN	3.799	95	87	3.846	7.827	223	52	8.102
16 19 SN FCO DE OJUERA	986	15	19	994	2.014	36	6	2.056
16 20 SAN LUIS	4.287	107	39	4.028	8.461	374	42	8.877
16 21 SAN MARCOS	2.214	40	48	1.550	3.852	233	23	4.108
16 22 SAN NICOLAS	2.897	34	39	2.152	5.122	81	17	5.220
16 23 SN PEDRO ZACAPA	1.424	23	18	1.335	2.800	60	26	2.886
16 24 SANTA RITA	202	60	26	662	950	21	7	978
16 25 SN VICENTE CENT.	692	20	29	647	1.388	15	7	1.410
16 26 TRINIDAD	4.479	33	47	2.299	6.858	114	29	7.001
16 27 LAS VEGAS	3.535	30	68	2.765	6.398	80	42	6.520
TOTAL SANTA BARBARA	58.489	1.200	1.237	51.103	112.029	2.721	749	115.499



MUN.	P.LIBERAL	P.D.C.H.	PINU-SD	P.NACIONAL	T.VALIDOS	NULOS	BLANCOS	TOT.VOTOS
VALLE	25.498	614	475	26.083	52.670	1.083	554	54.307
17 01 NACAOME	7.319	237	151	7.400	15.107	549	293	15.949
17 02 ALIANZA	1.674	19	37	1.189	2.919	71	31	3.021
17 03 AMAPALA	1.732	47	32	2.025	3.836	63	27	3.926
17 04 ARAMECINA	1.224	12	20	1.262	2.518	36	20	2.574
17 05 CARIDAD	788	13	14	796	1.611	18	2	1.631
17 06 GOASCORAN	2.737	19	39	2.679	5.474	47	44	5.565
17 07 LANGUE	3.493	82	42	3.541	7.158	74	58	7.290
17 08 SN FCO DE CORAY	1.423	14	9	1.822	3.268	69	23	3.360
17 09 SAN LORENZO	5.108	171	131	5.369	10.779	156	56	10.991
TOAL VALLE	25.498	614	475	26.083	52.670	1.083	554	54.307



MUN.	P.LIBERAL	P.D.C.H.	PINU-SD	P.NACIONAL	T.VALIDOS	NULOS	BLANCOS	TOT.VOTOS
YORO	69.690	1.199	2.680	43.542	167.299	4.081	3.452	174.832
18 01 YORO	8.143	218	156	7.194	15.711	356	132	16.199
18 02 ARENAL	826	9	18	1.170	2.023	43	9	2.075
18 03 EL NEGRITO	2.840	45	96	1.903	4.884	301	32	5.217
18 04 EL PROGRESO	25.699	312	1.746	10.410	38.167	2.114	273	40.554
18 05 JOCON	1.355	92	38	1.089	2.574	24	2.574	5.172
18 06 MORAZAN	4.672	114	113	4.201	9.100	236	65	9.401
18 07 OLANCHITO	13.568	190	211	8.302	72.459	510	156	73.125
18 08 SANTA RITA	5.588	67	125	3.342	9.122	188	71	9.381
18 09 SULACO	2.345	33	50	2.160	4.588	87	33	4.708
18 10 VICTORIA	2.403	60	76	1.916	4.455	99	43	4.597
18 11 YORITO	2.251	59	51	1.855	4.216	123	64	4.403
TOTAL YORO	69.690	1.199	2.680	43.542	167.299	4.081	3.452	174.832

